

ANNUAL REPORT

RECYCLING SURVEY

PROGRAM SUMMARY

SINGLE STREAM RECYCLING

SCRAP TIRES AND ELECTRONICS

HOUSEHOLD HAZARDOUS
WASTE

REGIONAL RECYCLING DEPOT
SITES



RECYCLING SURVEY

The Resource Recovery program is currently in the process of updating the county's Solid Waste Plan, written in 1997, to a Materials Management Program(MMP). The MMP will include goals to increase recycling and use new methods for hard-to-manage materials such as organic waste, textiles, and styrofoam. Please share the survey included below with your residents so we can further understand the needs of our communities.

SHARE YOUR THOUGHTS

Allegan County is working to develop a plan for managing materials of all kinds. This effort will help ensure safe and responsible disposal while also exploring opportunities to:



**IMPROVE
RECYCLING**



COMPOST



**REDUCE
WASTE**




**EDUCATE
RESIDENTS**

Allegan County invites you to share your thoughts in a brief survey that will help shape the plan.

Take the survey by June 3!



Take the survey here
<https://bit.ly/4dgjiNq>
or scan the QR code.



RESOURCE RECOVERY PROGRAM

PROGRAM SUMMARY

Participating Governmental Units (PGUs),

Together, we celebrate another successful year of recycling!

The enclosed report provides an overview of Resource Recovery Program activity from January 1, 2025 through December 31, 2025.

Overall, the Resource Recovery Program collected \$1,441,350.97 in revenue and paid \$1,342,869.88 in expenses.

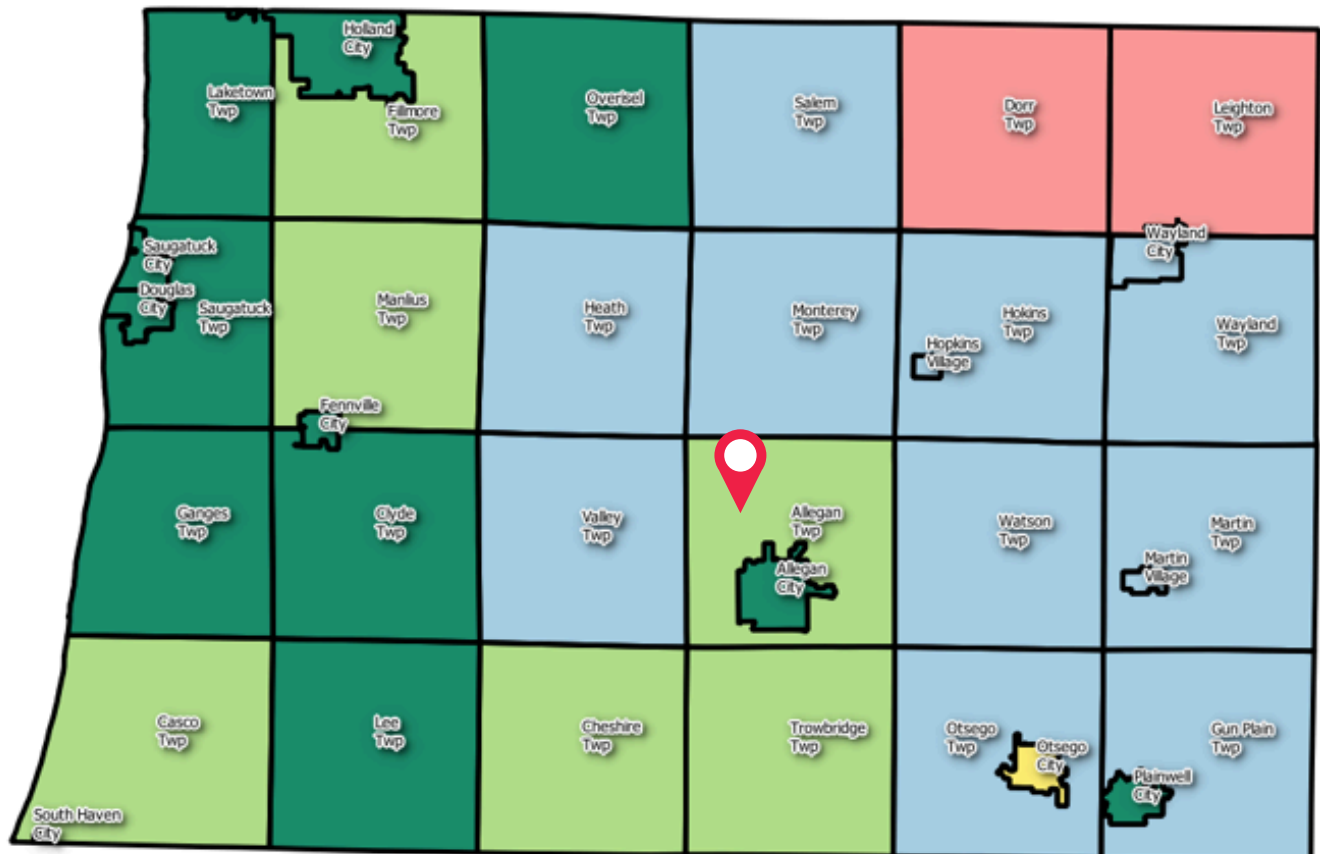
Revenue collected by each PGU is placed in an individual recycling surcharge account, and all financial activity is recorded in EDEN. Individual financial reports are available upon request throughout the year. A yearly summary is included at the end of this report.

Thank you for your participation!

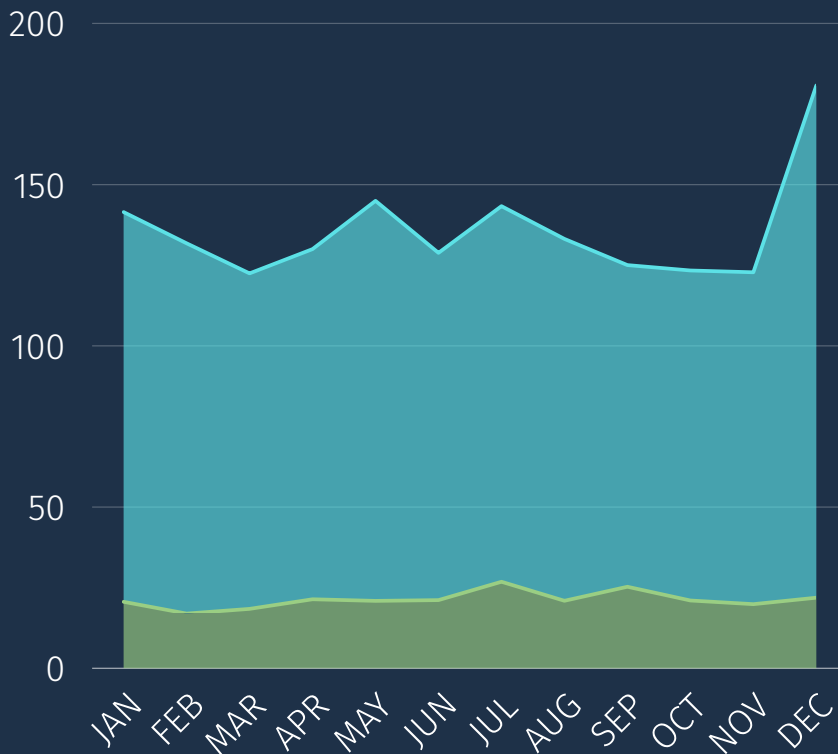
If you have any comments or questions regarding this report, please contact me at 269-686-4559 or hbausick@allegancounty.org.

Sincerely,

Heather Bausick



RESOURCE RECOVERY PROGRAM




Curbside (blue) and drop-site (green)

shown on the graph to the left is monthly totals of single stream recycling by residential access (in tons).

Together in 2025, we collected a total of:

3,589,412 lbs.



drop-sites

563,017 pounds

Four PGUs operate drop-site recycling locations. Collectively, these sites recycle an average of 21.28 tons of recycling each month. Drop-sites benefit residents by providing a convenient central collection location to recycle materials.



curbside

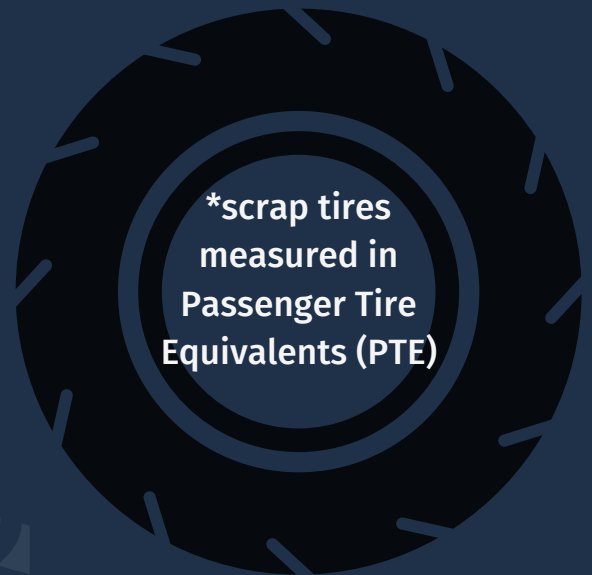
2,435,940 pounds

Twelve PGUs offer curbside recycling services to residents. These PGUs collect an average of 114.40 tons of single-stream recycling each month. Curbside recycling provides residents with a convenient scheduled pick-up of recyclables.

RESOURCE RECOVERY PROGRAM

We recycled 11,518 scrap tires

Grants	➔	8,667
RRDS	➔	1,422
PGUs	➔	1,429



and 49,981 pounds of electronics



Events	➔	29,459 lbs.
RRDS	➔	11,464 lbs.
PGUs	➔	9,058 lbs.

RESOURCE RECOVERY PROGRAM

Household hazardous waste is accepted at:

1 permanent collection site

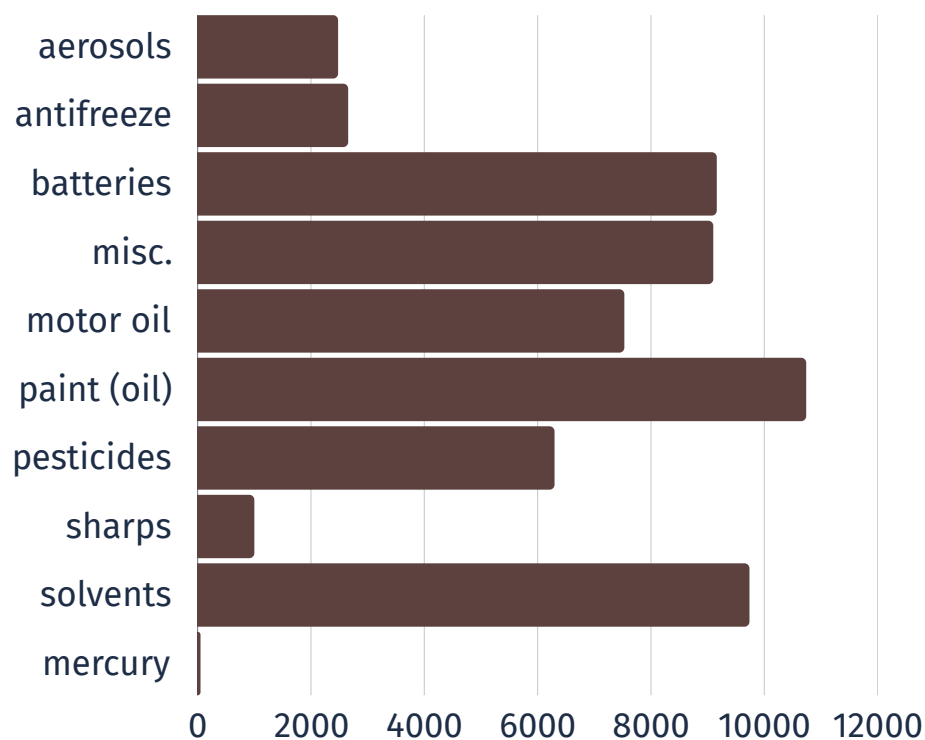


3 community events

and local municipal collections



We collected 58,753 pounds in 2025:




At 2 regional recycling depot sites, there were 1,266 visits:



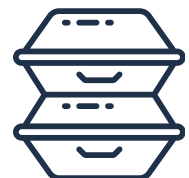
2,512 material drop-offs, including:



377 electronics



65 appliances



405 polystyrene